

UNFOLD YOUR FREEDOM

QS5 X



Lifestyle Brochure


Ultra-lightweight
Folding Wheelchair



QUICKIE QS5 X

Introducing the QS5 X: The Ultimate Lightweight Folding Wheelchair. Weighing in at just **7.3kg**, it is the perfect choice for both first-time and experienced users. Its premium materials and cutting-edge technology; including a new cross-brace design and 7000 series aluminium ensure best-in-class performance.

With the QS5 X, enjoy unparalleled mobility without compromise.



Scan the QR code with your phone camera to build your own QS5 X in the new Visualiser



THE NEW STANDARD

QS5 X. A CLASS ABOVE.

The QUICKIE QS5 X is packed full of premium materials, state of the art technology and high end manufacturing techniques which means it is constantly punching above its weight. Whether it's your first wheelchair or next, it's the easy choice to make.

Made from 7000 series Aluminium and using QUICKIE's innovative ShapeLoc technology, the QS5 X is lighter, stiffer, and stronger than other wheelchairs in its class. Lock-out the frame and its oval-tubed 4-arm cross brace provides the ride performance to rival some rigid wheelchairs. Saving not just energy, but your shoulders too.

Available in fixed front and swing-away versions, the QS5 X is also the wheelchair that offers you the most. The most interchangeable parts. The most positioning options. The most choices.



TECHNOLOGY

PREMIUM ALL OVER.

Premium technology is often reserved for the very top end of the market, meaning not everyone can access the benefits of high-end materials and cutting-edge manufacturing techniques. That is no longer the case thanks to the QS5 X, channelling 40 years of innovation and product development into a entry-level wheelchair.

OVALISED CROSS-BRACE

Ovalised tubing uses 71% of the material compared to a round tube of the same diameter, but due to the properties of the shape it doesn't sacrifice any strength or stiffness. In-fact, oval tubing is around 15% stiffer than round tubing giving you the best of both worlds.



7000 SERIES ALUMINIUM

Aerospace-grade aluminium and an exclusive QUICKIE process called ShapeLoc Technology. With an exceptional strength-to-weight ratio, the aluminium undergoes a special heat treatment to reinforce the frame, allowing it to be considerably thinner and lighter without compromising strength.





SWAGED FRAME CONNECTIONS

Swaging is a metal-forming technique in which the metal of one part is formed to fit around another, increasing stiffness and eliminating the need for additional connecting parts or screws. This reduces weight, minimises wear points, and eliminates frame movement.

QUALITY YOU CAN TRUST.

Whilst these materials and technologies are new to the entry-level market, they are not new to Sunrise Medical. We have been working with them for decades in products across our portfolio. This means we have the knowledge and understanding of how they work, and how we can get the most out of them. Delivering a quality product that gives you what you need.

FIVE YEAR WARRANTY

We believe in our quality so much that we back it up with a five year manufacturer's frame warranty, giving you confidence in the chair and peace of mind that if anything goes wrong, we'll be here to help.

FORGED CASTOR LINK

Traditionally, castor links are clamped to the front of the wheelchair frame, adding weight and causing energy loss through frame vibration. Forging the castor link to the front frame reduces weight and allows more energy to pass through to propulsion instead of being lost in frame flex.



CHAIR FRAME

ULTRA-LIGHT WEIGHT FRAME.

So how do we achieve the lightest weight of just 7.3 kg*?. We use 7000 series aerospace-grade aluminium and an exclusive QUICKIE process called ShapeLoc Technology. With an exceptional strength-to-weight ratio, the aluminium undergoes a special heat treatment to reinforce the frame, allowing it to be considerably thinner and lighter without compromising strength.

TRAVEL COMPANION

The QS5 X is perfect for those who need a folding wheelchair to store whilst travelling. It folds compact enough to fit into a car roof box, and also has removable wheels and a half-folding backrest for those who need to lift the chair across their body and independently car transfer.

* Fixed front frame without rear wheels (9.9 kg with rear wheels)



OUTSIDE THE BOX-FRAME THINKING

The QS5 X's box-frame design incorporates four sides, forming a rectangular or box-like shape. This type of design minimises flex and bending of the frame, providing increased rigidity compared to other designs. Traditionally, this would add more weight due to the additional frame tubing. But thanks to QUICKIE's innovative frame processes, you can enjoy all the benefits of a sturdier box frame without any of the weight!

BEST-IN-CLASS FOLDING.

When folding a wheelchair, the rear wheels can pivot inwards, causing them to drag on the ground and make folding more difficult. With the QS5 X's innovative FreeFold™, the cross-brace smartly keeps the rear wheels parallel to the ground. This minimises resistance, and reduces the energy needed to fold by over **40%**.



FOLD-N-LOCK

Tired of wheelchairs that unfold whilst lifting? Just pull the QS5 X's seat-sling upwards and the Fold-N-Lock activates to keep your chair safely folded. It's so easy, you can do it with just one hand! And, when you're ready to un-fold, just press the release lever and push-down on both sides of the frame until the seat rail smoothly locks into place. Say goodbye to unfolding mishaps and hello to easy lifting!



PERFORMANCE

ROLLS LIKE A RIGID.

What really sets the QS5 X apart is its unique cross brace. Unlike round-tube cross braces that cause energy loss through frame flex, the QS5 X features a sturdy 4-arm cross brace that's made from oval tubing. With fewer stress points, oval tubing is stronger and less likely to flex under pressure. So you get a rigid-feeling ride that transfers every push to propulsion, and gives your shoulders a well-deserved break.

ERGONOMIC TOUCH POINTS

Ergonomic touch points* on the castor link, knee-bend and back frame help you to grip and balance your wheelchair during lifting (reducing the strain on your wrists). They'll also protect the frame from scratches caused by frequent use. So, you can lift easier and also keep your QS5 X in top condition.



*Optional extra



FORGED CASTOR LINK

In other manual wheelchairs, castor links are clamped to the front of the frame, adding weight, and causing energy loss through frame vibration. The QS5 X eliminates this issue by forging the castor link onto the front frame. This reduces weight and allows more energy to pass through to propulsion instead of being lost in frame flex.

STRONGER FRAME CONNECTIONS

The QS5 X uses swaging to connect the frame to the cross brace. Swaging expands tubing to fit tightly over another tube of the same diameter, increasing stiffness and eliminating the need for additional connecting parts or screws. This reduces weight, minimises wear points, and eliminates frame movement condition.



MADE FOR YOU

FINELY TUNED TO FIT YOU.

Whether you're a first-time or experienced user, the QS5 X provides near limitless adaptability to accommodate your physical development. Backed by the largest selection of interchangeable parts and adjustable components in the QUICKIE range, it allows for ongoing changes, easy parts replacement, and personalisation. And best of all, the QS5 X gives you the confidence and assurance that comes from years of proven performance. Why would you trust your freedom to anything else?



REMOVABLE LED LIGHTS

Light up your night with these super-bright LEDs that mount onto both sides of your wheelchair. The power pack can also be easily detached for recharging. How's that for bright?



EVO KNEE LEVER WHEEL LOCK

Designed with reduced hand strength in mind, this ergonomically shaped wheel lock has undergone a complete redesign to minimise the force required for use, whilst keeping a strong lock on the rear wheel. By flipping backwards to activate, it helps prevent accidental release during transfers from your chair.

FRAME LENGTH TAILORED TO YOU

We tailor the frame length of the QS5 X by your seat depth, so you don't need to worry about your wheelchair looking too large or bulky due to excess frame. And, as there's no additional frame after the seat canvas, it'll give you greater accessibility when approaching everyday objects like tables too.



VERSATILITY AT YOUR FINGERTIPS.

The QS5 X is designed with your individual needs in mind. With two frame versions - Fixed Front and Swing-Away - you can choose the one that best suits your lifestyle.

The **Fixed Front** version is perfect for those who need additional stability and support, as the footrests are permanently attached to the chair frame. This feature can be especially helpful for individuals with limited leg strength or control, ensuring improved positioning.

The **Swing-Away** frame version has footrests or footplates that can be swung away to the side, making transfers in and out of the chair much easier. This feature is perfect for frequent transfers, eliminating the need to lift your legs over the footrests. With the QS5 X, you can choose the frame version that best fits your needs and lifestyle, ensuring a comfortable and efficient ride every time.





STYLE

MODERN AESTHETICS.

The box-frame of the QS5 X is thoughtfully designed to not only look smart, but to make folding and lifting easier. Its sleek appearance is complemented by thoughtful details such as rounded edges at the front and rear, which prevent any sharp corners from getting caught whilst lifting. Plus, the QS5 X uses concealed connections, reducing the number of bolts that could potentially snag on clothing.


NEW CASTOR FORK DESIGN

QS5 X introduces a new castor fork design to our active wheelchair range. Not only does this give the chair a more modern and sleeker look, but aluminium material means it is super lightweight without any impact on strength and durability.

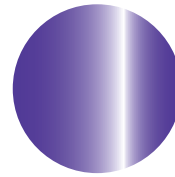


SHOW OFF YOUR STYLE.


Personalise your QS5 X with a range of 22 vibrant frame colours and 4 anodized caster fork and rim colours to suit your taste. Whether you're looking for a subtle or vibrant look, QS5 X's colour options have got you covered.



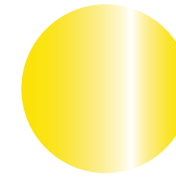
Signal White - gloss



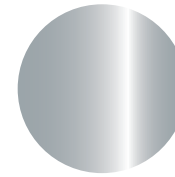
Brilliant Purple - gloss



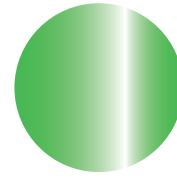
Matt Silver - matt



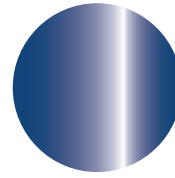
Sun Yellow - gloss



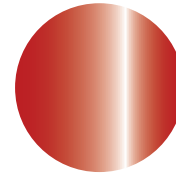
Brilliant Silver - gloss



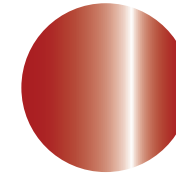
Mamba Green - gloss




Blue - gloss



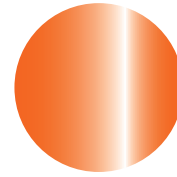
Brilliant Red - gloss




Ruby Red - gloss




Matt Red - matt




Tuti Fruitti Orange - gloss



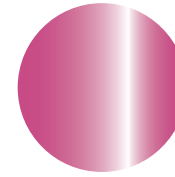
Graphite Metallic - gloss




Black - gloss



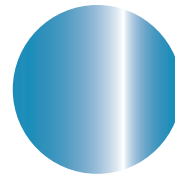
Matt Black - matt



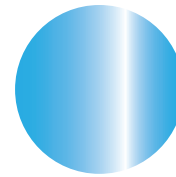
Pink - gloss



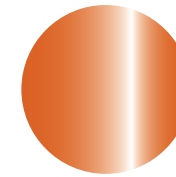
Dark Chocolate Metallic - gloss



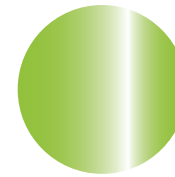
Sky Blue - gloss




Cyan Metallic - gloss




Mars Red - gloss



Kiwi - gloss



Flamingo Glitter - gloss

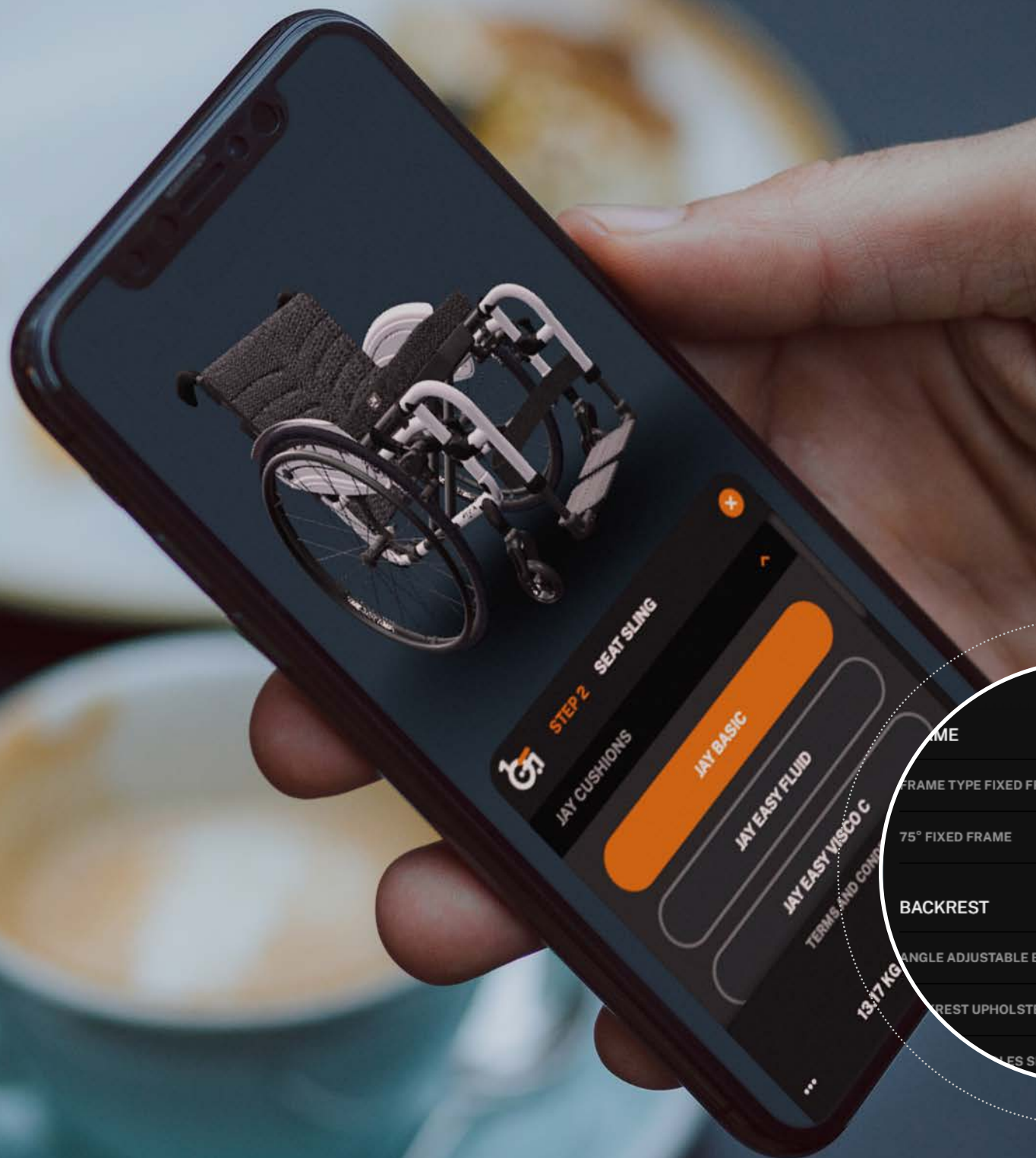


Matt Anthracite - matt

VISUALISER


CREATE YOUR OWN.

Want to see what the QS5 X has to offer, how your QS5 X will look, and what it will weigh? Scan the QR code with your phone camera to build your own QS5 X in the new Visualiser.



SEE BEFORE YOU BUY.

The QS5 X visualiser allows you to view your dream chair before an order is even placed, ensuring you get the exact look and feel that you are after.



The all-new weight calculator also provides an estimated weight of your chair, so you know if it fits in with your life and your capabilities.

TECHNICAL DATA

Max. user weight	140kg	Frame versions	Swing-Away / Fixed Front
Seat width	340 - 540mm	Frame angle	Swing Away: 70° / 80° / 90°, Fixed Front: 75° / 85°
Seat depth	340 - 500mm	Front wheel	4", 5", 6", 7"
Front seat height	360 - 540mm	Rear wheel	22", 24", 25", 26"
Rear seat height	350 - 520mm	Wheelchair weight	Swing Away: from 10.1kg, Fixed Front: from 9.9kg
Backrest height	250 - 500mm	Dismantled weight	Swing Away: from 7.5kg, Fixed Front: from 7.3kg
Backrest angle	From -15° to +15°	Mass of heaviest part	2.2kg
Total width	SW +180/240/270mm at 0°, 2°, 4° camber and 25" wheels. The total width can exceed 800mm in certain configurations.	Removable parts	Rear wheels (for transportation)
Total length	1113mm	Frame colours	24 colours
Total height	1020mm	Crash tested	Yes (approved for transport in a vehicle according to ISO 7176-19:2022)
Max. pivot width	840mm	Transport without user	Fix the wheelchair firmly and securely in the vehicle (e.g. car or plane)
Max. safe slope for use of parking brakes	7°	Intended use and environment	For people unable to walk and with limited mobility; inside and outside. Operation by user or assistant.

Now that you've read all about the QUICKIE QS5 X,
why not arrange a free demonstration and experience
it for yourself?



Scan the QR code with your phone camera to build
your own QS5 X in the new Visualiser



IMPROVING
PEOPLE'S
LIVES®

Thorns Road, Brierley Hill, West Midlands, DY5 2LD
t: +44 (0) 845 605 6688 | e: marketing@sunmed.co.uk

sunrisemedical.co.uk

Sunrise Medical cares about your safety. Please read your owner's manual for safe operating instructions and maintenance guidelines. In line with our policy of continual product improvement, Sunrise Medical reserves the right to make changes at any time, and without notice. For the latest information, please visit www.sunrisemedical.co.uk. If you are visually impaired, this document can be viewed in PDF format at www.sunrisemedical.co.uk

